



101 THINGS TO DO WITH AN OLD SOCK

DON'T THROW THEM AWAY! GIVE THEM A NEW LEASE OF LIFE
WITH THESE HANDY TIPS...

BABY



**CLICK ON THE
LINKS FOR MORE
INFORMATION**

BABY RATTLE

WASH MITT

Put a clean/soft sock on your hand and use as a wash mitt.

**PROTECT
BABY CLOTHES**

When a baby is learning to feed themselves, use the leg section of old socks to protect the sleeves of their clothing.

BABY LEGGINGS

Sew long socks together to make a pair of baby leggings.

CAMPING OUTDOORS

ANKLE GAITERS

Cut the leg section off a pair of thick/long socks, then pull over your boots/trousers and use instead of gaiters.

**STORAGE BAG
FOR BACKPACK**

Use the toe end of a sock to put small items, such as batteries inside, then secure with an elastic band. Handy to use in a backpack so you can find items more easily and also protects the items from damage.


**OUTDOOR SOAP
ON A ROPE**

Put a bar of soap (or some soap slivers) in a sock to create a soap-holder and body-scrubber in one.



CAT TOY

Stuff an old sock with catnip; if you want, you can add a bell or squeaker for stimulating noise. Decorate like a mouse for extra effect.



KEEP ORPHANED ANIMALS WARM

Fill a clean sock with uncooked rice or dry beans until the sock feels firm. Tie a secure knot in the open end to secure. Place the sock in the microwave for 60 seconds...

GIVE TO A PET CHARITY

Socks can be cut up and used as stuffing in animal beds.

DOG TOY 1

Use a long sock - stuff the toe end with a tennis ball then tie a knot in the sock to secure. Use it to play tug-of-war.

DOG TOY 2

Tie a knot at each end of a long sock and use it for playing tug-of-war with your dog.

DOG TOY 3

Take 3 cotton socks, cut down the leg on both sides but leave the toe intact. Knot them together at one end and then plait tightly, knotting at the other end to secure. Use to play tug of war with your dog.


PETS

BABY SOCK PUPPETS

Make a cute sock puppet by folding in the toe, stitch it in place, add some yarn hair where the heel is and some button eyes.

DOLLS CLOTHES

Old socks make wonderful pieces of fabric for children to create doll clothes.



TOYS

THERE ARE SO MANY CHARACTERS YOU CAN MAKE!...

GIRAFFE PUPPET

SOCK ALLIGATOR

SOCK LION

SOCK CAT

SOCK REINDEER

SOCK DOLL

SOCK BIRD

SOCK CHICKS

SOCK SHEEP

SOCK CATERPILLAR

SOCK OWL

SOCK HOBBYHORSE

SOCK DRAGON

SOCK SQUIRREL

SOCK DINOSAUR

SOCK CREATURES

SOCK OCTOPUS

SOCK SKELETON

SOCK MONKEY

SOCK FISH

SOCK NINJA TURTLE

SOCK MONSTERS

SOCK FROG

SOCK MOUSE OR RAT

SOCK RABBIT

SOCK PANDA

SOCK SNAKE 1

SOCK PENGUIN

SOCK SNAKE 2

SUPPORTER LOGO
TO GO HERE

PROUD TO SUPPORT



YOUR CLOTHES

CRAFTING

ANTI SLIP COAT HANGERS

Use the elasticated sock tops around the ends of coat hangers to stop silky tops etc from slipping off.

SOCK ROSE

PLANT POT COVERS

KNITTING NEEDLE CASE

Use a pair of long socks - sew the leg top of both socks closed, then cut off the toe section. Put one sock inside the other to make a double thickness. Sew the two socks together around the raw edges and tie the end with a pretty ribbon to secure.

PIN CUSHION

SOCK FLOWERS

RAG RUG

Cut the toe and the rib sections off long socks, then cut a 2.5cm wide continuous spiral strip. Use them to crochet into bathmats, potholders, placemats etc.



POTPOURRI BAG

Stuff a sock with potpourri, tie up the end, then put it into your underwear drawer to keep it smelling fresh.

DRINK COSY

Cut the top section off a sock, making it the same length as your mug. Cut a hole for the mug handle to go through, then place on your mug to keep your drinks warmer for longer.

STRESS BALL

Place a ball of play dough in a sandwich bag and secure. Place this inside a sock. Secure and tie with a ribbon.

SOCK GARDEN

SOCK PATCHWORK

GAMES

BEAN BAG

Fill a baby sock with rice. Sew the top closed.

SKIPPING ROPE

Knot long socks together until the skipping rope is the length you require.

BEAN BAG GAME

SOCK POI

Sew a tennis ball or juggling ball into a long sock - make a few - then use to practice circus skills.

HACKY SACK

Cut off about half the top part of a long sock and about three quarters for a short sock. Fill the sock with dried rice, dried peas, or beads. Sew the opening together in a ball shape.

SOCK FISHING GAME

KEEP GAME PIECES TOGETHER

Put the pieces of a game in a sock and secure the top, so they all stay together.

REMEMBER TO SHARE YOUR SOCK PUPPET CREATIONS ON FACEBOOK AND TWITTER USING #LOSTSOCKS!





HOUSEHOLD USES

BOOT TREE

For tall boots: Stuff long socks with newspaper and keep them in your boots to keep them from flopping over. The newspaper will also absorb moisture. You can also put charcoal in the toe of the socks to absorb odours. For ankle boots, use shorter socks!

PREVENT YOUR FLOOR BECOMING SCUFFED

SHOE FRESHENER

GLASSES CASE

Protect glasses from being scratched by putting them in a sock.



DRAFT EXCLUDER

Cut and then stitch socks together to make a tube the same width as your door. Secure one end of the tube, then stuff with old socks/tights/other clothing then secure the end. For fun, you can add felt shapes to make it look like an animal such as a snake or sausage dog.

DRYER BALLS

Put a tennis ball inside a clean sock - tie the end to secure. Use as a dryer ball in a tumble dryer to help soften your clothes. You can use more than one for better effect.

GOLF CLUB PROTECTORS

Put socks over the top of your golf clubs to protect them.

POT HOLDER

KNEE PADS

Cut the legs off a pair of long socks. Then slide them over your trouser legs - folding the fabric over your knees several times for extra padding.

LEVEL A TABLE

ICE-PROOF WINDSCREEN WIPERS

To help protect the rubber on your windscreen wipers from frost and winter damage, slide knee length socks over the wipers whilst the car is parked overnight and remove before using the car.

MOBILE PHONE COVER

Place your phone into a sock to prevent it from getting scratched when in your handbag.


NECK ROLL/ TRAVEL PILLOW

NOISE BUFFER

PROTECT YOUR VALUABLES WHEN MOVING

PHONE/IPOD HOLDER

Cut the sock at the ankle, and place the tube around your arm. Fold it once and place your phone or iPod inside.



CHILD CAR SEAT STRAP PROTECTOR

Cut the toe end off a sock and thread over child seat straps to stop them chaffing.

STORE CANDLES

CAN HOLDER

Cut the top section off a sock, making it the same length as your drinks can, then place on your can to keep the drink cooler for longer and your hands warmer.

STOP CAR WINDOWS FROM MISTING UP



STORE GOLF OR TENNIS BALLS

TREE OR PLANT TIE

WRIST REST

Fill a long sock with split peas, lentils, or rice and then sew the end up. Use it for a wrist support for a computer keyboard. You can also make a smaller version with a shorter sock to use as a wrist rest when using a computer mouse.



WINE BOTTLE HOLDER/INSULATOR

Cut the top section off a sock, making it the same length as your drinks can, then place on your can to keep the drink cooler for longer and your hands warmer.

HOUSEHOLD USES



PERSONAL CARE

CURL YOUR HAIR

Cut the toe off of an old sock then turn it into itself like a ring, then fold your damp hair through by rolling it down a ponytail. Once your hair is dry remove the sock to reveal amazing curls without using heat tools.

HAIR SCRUNCHIE

HAND/WRIST WARMERS

ICE PACK

Fill a small plastic bag with ice, secure the bag with a tie. Place the ice bag into a sock - so there is a layer between you and the cold. Use to relieve pain in muscles.

HAIR BUN

Cut off the ribbed top of a sock, roll it into a donut shape and use as the base for a sock bun.



HEAT PACK

Fill a long sock with dry beans or rice, you can also add your choice of essential oil (such as lavender). Sew up the end to keep in the filling. Warm in the microwave for approx 30-60 seconds to heat then use to warm your neck or wherever else you have sore muscles.

SOOTHE SKIN IRRITATION

Put some oatmeal in a sock, tie up the end to secure and then place it in your bath. This helps to relieve skin irritation - especially if you have chicken pox or shingles.

PROTECT FOOTWEAR

OVERNIGHT MOISTURISING

Apply a layer of moisturiser to your hands or feet and put socks on over relevant area - the warmth will help the moisturiser soak in while you sleep and protect sheets from getting marked.

THE TOOTH FAIRY HAS A SISTER CALLED THE SOCK FAIRY, WHICH IS WHY EVERY TIME YOU OPEN YOUR WASHING MACHINE THERE'S A SOCK MISSING AND YOU FIND CHANGE.

SOAP/WASH MITT

Put some oatmeal in a sock, tie up the end to secure and then place it in your bath. This helps to relieve skin irritation - especially if you have chicken pox or shingles.



ADVENT CALENDAR

You need: 24 socks, 24 small clothes pegs, a length of ribbon, stick on numbers or embroidery thread and needle...

SOCK WREATH

You'll need a 30cm foam wreath form and two pairs of striped long socks...

SOCK SNOWMAN STYLE 1

SOCK SNOWMAN STYLE 2

SOCK TURKEY



CHRISTMAS BAUBLE

STOCKING

Hang up a large old sock for Father Christmas to fill - decorate with festive ribbons/buttons etc if you like... If you only have small socks - put a row of them up...

WRAP A WINE BOTTLE

Use a festive sock to wrap wine bottle instead of using a bottle bag. Add ribbons etc to decorate.

CHRISTMAS

CHALK BOARD WIPER

Place a thick sock over your hand and use it as a chalk board wiper.

CLEAN YOUR BLINDS

Wear a sock as a glove so that you can easily wipe the dust from venetian blinds

CLEANING STICK

Attach a sock to the end of a pole or ruler to make a useful cleaning stick.



CLEANING

CLEANING CLOTH

Cut the toe off of two socks that are roughly the same size. Cut the sock across the ankle and cut off the toe section too. You will now have a 'tube' with two open ends. Cut the tube to open it into one piece. Take both pieces, put smooth sides together and pin together. Sew around all four edges; then sew an X from one corner to another and you have an instant cleaning cloth.

DUST FURNITURE

Put one or two socks (depending on their thickness) on your hand, put furniture polish on the sock and use it as a polishing cloth. You can also use the area of the sock that has no polish on as a 'buffer'.

POLISH SHOES

Put a soft sock on your hand and then use as a 'buffer' when polishing shoes.

MOP COVER

Place a soft sock over each end of your flat mop and use to wipe the floor.

CHILD'S SCARF

Make a tube from each sock by cutting straight across at the heel and cutting the elastic/ribbed top off...

MAKE NEW SOCKS

If different parts of the socks are worn out and they are made from the same type of fibre, you can cut/sew socks together to make new ones. Be careful not to place a seam under the foot area as this could cause rubbing.

ELBOW PATCHES

Cut socks into oval patches, oversew the edges to stop them fraying. Use to patch jumpers that have worn elbows.

GLOVE TOPS

Make a tube from each sock by cutting straight across at the heel and cutting the elastic/ribbed top off...

EAR WARMERS

KEEP YOUR SLEEVES UP

CLOTHING

LEG WARMERS